

Cleaning Guide


Product care



This cleaning guide will assist you with the necessary requirements for cleaning your deister systems and ensure that they continue to function correctly. Datacollectors will be handled by many users. Whilst this is unavoidable, it is strongly advised that all users wash their hands thoroughly before and after use.


Datacollector GuardiX

Use a soft lint-free or microfiber cloth (lightly dampened, not wet). It is OK to use a mild cleaner and water, use of incorrect cleaners may result in damage to the device.



Checkpoints


Use soft lint-free or microfiber cloth, the cloth can be very wet. It is OK to use a mild cleaner and water or Ethanol, use of incorrect cleaners may result in damage to the checkpoints.



Dockingstation

Use a soft lint-free or microfiber cloth (lightly dampened, not wet). It is OK to use a mild cleaner and water or Ethanol, use of incorrect cleaners may result in damage to the device.

Never apply cleaner directly to the device, lightly dampen the cloth and then apply the cloth to the device. Do not clean the ports at the back of the device and do not allow excess liquid to seep into the device.



❗ Failure to comply with these cleaning instructions that result in damage to the products may invalidate the product warranty and any resolution of issues may be chargeable.

❗ Cleaning the products according to this guide does not necessarily disinfect the product. To determine the effectiveness of a given disinfectant product/cleaner, please read its instructions or product information carefully. Also, please refer to your local public health authority's guidance on how to stay safe from potential infection.